

General Notes

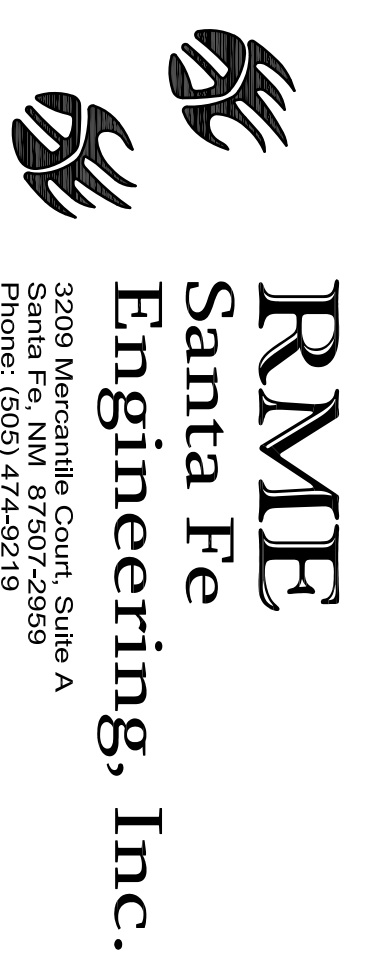
- A. SITE UTILITY PLAN IS TO SPHERICALLY SHOW UTILITY RUNS. EACH UTILITY IS TO BE PLACED IN THE VICINITY SHOWN AND FIELD ADJUSTED TO BEST FIT FIELD CONDITIONS. BEFORE AND DURING INSTALLATION THE CONTRACTOR SHALL COORDINATE WITH ALL UTILITY COMPANIES.
- B. IF ANY UTILITY LINES, PIPELINES OR UNDERGROUND UTILITY LINES ARE SHOWN ON THE DRAWING THEY ARE SHOWN IN APPROXIMATE MANNER ONLY. UTILITY LINES MAY EXIST WHERE NONE ARE SHOWN. IF ANY INFORMATION PROVIDED BY THE UTILITY OR PIPELINE COMPANY, THE CONTRACTOR IS FULLY RESPONSIBLE FOR ANY AND ALL DAMAGE, LOSS OR INJURY TO THE UTILITY OR PIPELINE, OR MAY BE OBLIGATED BY THE TIME CONSTRUCTION COMMENCES.
- C. THE ENGINEER HAS UNDERTAKEN NO FIELD VERIFICATION OF THE LOCATION, DEPTH, SIZE OR TYPE OF EXISTING ABOVE AND UNDERGROUND UTILITIES, AND EXISTING PIPELINES, IN AND NEAR THE PROJECT SITE. THE CONTRACTOR SHALL BE RESPONSIBLE FOR VERIFYING THE LOCATION, DEPTH, SIZE OR TYPE OF EXISTING ABOVE AND UNDERGROUND UTILITIES, AND EXISTING PIPELINES, IN AND NEAR THE PROJECT SITE. THE CONTRACTOR IS FULLY RESPONSIBLE FOR ANY AND ALL DAMAGE, LOSS OR INJURY TO THE UTILITY OR PIPELINE, OR MAY BE OBLIGATED BY THE TIME CONSTRUCTION COMMENCES.
- D. ALL WORK PERFORMED ON WATER MAINS OWNED BY THE CITY OF SANTA FE IS TO BE CONTRACTED BY A CITY OF SANTA FE PUBLIC UTILITIES CONTRACTOR AS AVAILABLE FROM THE CITY PUBLIC UTILITIES DEPARTMENT.
- E. ALL UTILITY ENGINEERING AND INSTALLATION COSTS ARE TO BE INCLUDED IN THE BID PRICE.

Keyed Notes

- ① NEW GAS LINE
- ② NEW ELECTRICAL LINE
- ③ NEW TRANSFORMER
- ④ NEW 6" FIRE PROTECTION LINE
- ⑤ NEW 8" WATERLINE
- ⑥ NEW WATER METER.
- ⑦ NEW GAS METER.
- ⑧ NEW ELECTRIC METERS.
- ⑨ NEW 4" SEWER SERVICE LINE
- ⑩ NEW WATER SERVICE LINE
- ⑪ NEW 6" WATER LINE
- ⑫ NEW FLUSH HYDRANT WITH VALVE


Utility Companies

CITY OF SANTA FE WASTEWATER DIVISION - BRYAN ROMERO
(505) 955-4650
CITY OF SANTA FE PUBLIC UTILITIES - ANTONIO TRULLIO
(505) 955-4288
PUM - TOM DOMINGUEZ (505) 473-3209




RME
Santa Fe
Engineering, Inc.

3209 Mercantile Court, Suite A
Santa Fe, NM 87507-2959
Phone: (505) 474-8279
Fax: (505) 424-4801



integrated
design
architecture

906 127 Park Avenue SW
Santa Fe, NM 87501-7102
Tel: (505) 243-3499
Fax: (505) 243-3383
info@integrateddesignarch.com
www.integrateddesignarch.com

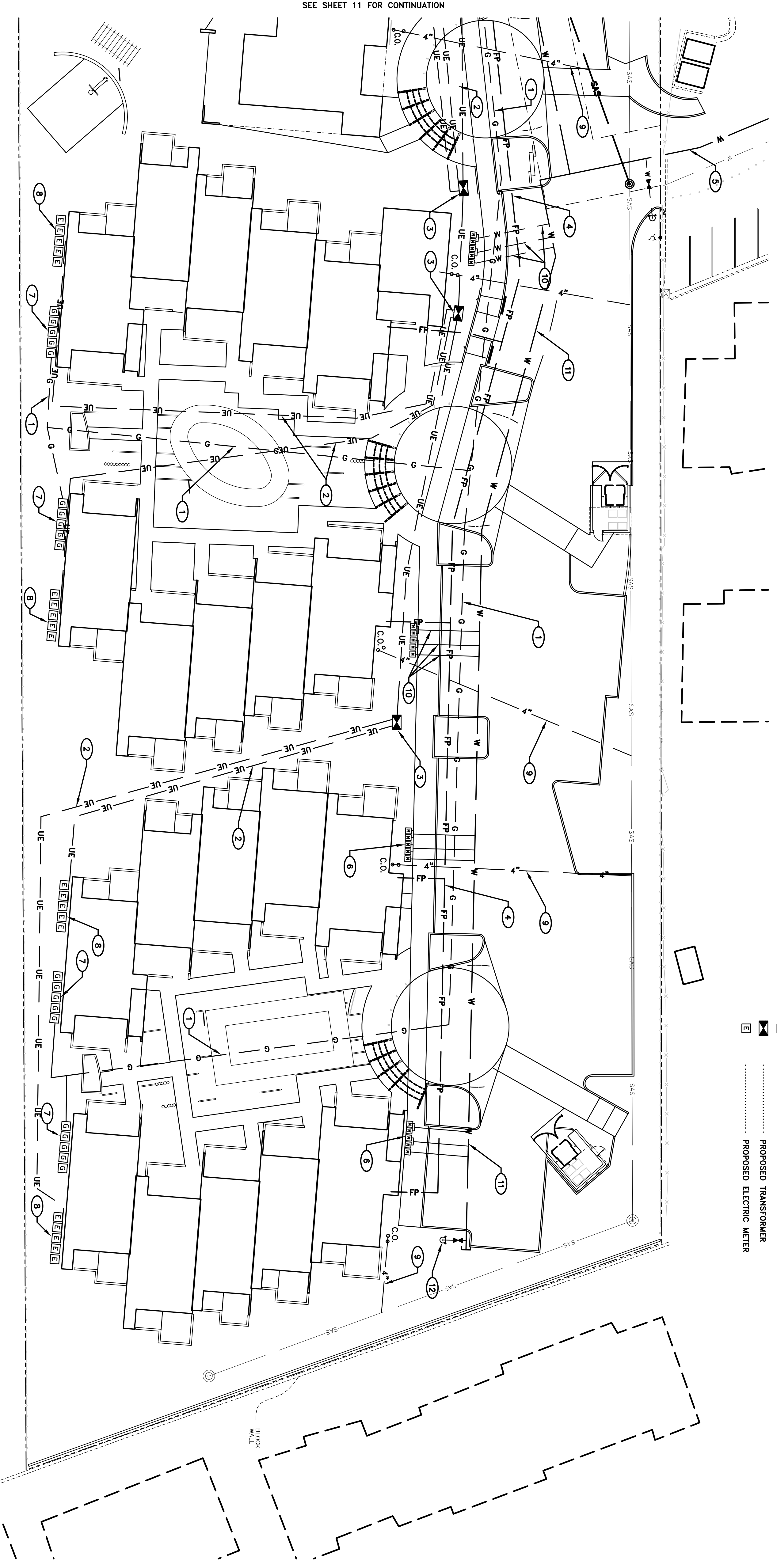


STAGE COACH APARTMENTS DEVELOPMENT PLAN

PROJECT ARCHITECT: BOB HALL, AIA
Project #: IDA-10-16-P
Date: AUGUST 15, 2011

UTILITY PLAN - SOUTH

By: BRC
File: 2214UTL.DWG
Plot Date: 8/11/2011 11:19:29 PM
Sheet 12 of 14



LEGEND:

— SAS —	EXISTING SANITARY SEWER LINE
— W —	EXISTING WATER LINE
— 4" —	PROPOSED 4" SEWER SERVICE LINE
— FP —	PROPOSED FIRE PROTECTION LINE (6" CL 200)
— W —	PROPOSED DOMESTIC WATER LINE
— W —	PROPOSED WATER SERVICE LINE
— G —	PROPOSED GAS MAIN
— UE —	PROPOSED UNDERGROUND ELECTRICAL LINE
— C.O.° —	PROPOSED SANITARY SEWER CLEANOUT
▶	PROPOSED WATER VALVE
◻	PROPOSED WATER METER AND GAN
◻	PROPOSED GAS METER
◻	PROPOSED TRANSFORMER
◻	PROPOSED ELECTRIC METER

UTILITY PLAN

